



What do I need to do in Bison Web?

Access information or tasks for Summer 2024 and prior semesters in Bison Web



Transcripts

Students can request official transcripts for Summer 2024 & prior; unofficial transcripts can be generated directly in Bison Web



Financial Aid Details

Students can view financial aid data from Summer 2024 and prior



Academic Requirements

Students who started at Howard prior to Fall 2023 can view their academic requirements in DegreeWorks



Course Details

Students can view their course details for Summer 2024 and prior



Academic Progress

Students can view their Academic Progress and generate unofficial transcripts



Paying Previous Balances

Students should access ePay to view and pay outstanding balances













Student ID

Use the student ID with "@" in Bison Web and ePay

What do I need to do in BisonHub?



Access information or tasks for Fall 2024 and following semesters in BisonHub

 <p>Financial Aid Students can view their financial aid package and accept or decline loans</p>	 <p>Academic Plans and Requirements Undergraduate Students can view their Academic Plans and Requirements</p>	 <p>Course Registration Students register for courses and make any changes to registration</p>	 <p>Apply for Graduation In the final semester for their program of study, students apply for program completion</p>
 <p>Program of Study Changes Undergraduate students can submit requests to change, add, or remove majors and minors</p>	 <p>Course Details Students can view their course details for Summer 2024 and any semester before Summer</p>	 <p>Academic Progress Students can monitor their Academic Progress, generate unofficial transcripts, and view their SAP</p>	 <p>Profile Updates Students can update contact information, and personal information</p>
 <p>Paying Balances Access ePay to view and pay balances on your account</p>	 <p>Student ID Use the student ID with "0" instead of "@" in BisonHub</p>		